



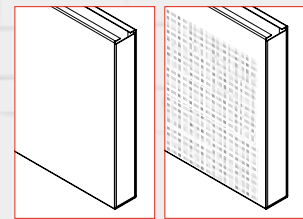
ATENA S.P.A. HAS A QUALITY
MANAGEMENT SYSTEM CERTIFICATED
BY RINA IN COMPLIANCE WITH
ISO 9001

STANDARD PERFORATIONS METAL BAFFLE RANGE

Working on the reverberation time and on the intelligibility of speech, Atena **Metal Baffles** with **perforated surfaces** and coupled with specific **sound-absorbing materials**, are an excellent technical solution to characterize the environment by improving the **acoustic comfort**.

Customizable by finishing, colors and perforation mode, Atena **Metal Baffles** are **custom made systems**, properly conceived to satisfy the specific requirements of each project.

I Baffle sono ampiamente utilizzati in acustica edilizia sia a completamento dei controsoffitti esistenti sia come controsoffittatura. Sotto il profilo acustico essi svolgono la duplice funzione di assorbitori e deflettori dell'onda sonora, gli elementi verticali quindi, potranno essere totalmente lisci per favorire la riflessione dell'onda sonora oppure forati lateralmente e dotati al loro interno di materassini acustici per favorire l'assorbimento del rumore. Per determinare la tipologia di elementi verticali da realizzare, identificare l'eventuale materiale fono-assorbente da inserire al loro interno nonché stabilire il numero e la disposizione dei Baffle da installare, è necessario eseguire uno studio preliminare dell'ambiente e delle sue funzioni d'uso. A tal scopo Atena collabora con studi specializzati in acustica edilizia e può offrire un servizio di assistenza specifica per ogni progetto.



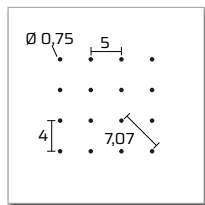
SMOOTH
BAFFLE

PERFORATED
BAFFLE

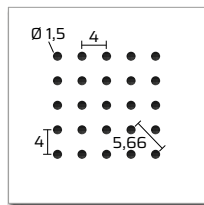
Ø ≥ 0,75 ≤ 1,5 mm PERFORATIONS

PARALLEL

AP 0,75 / 2% P

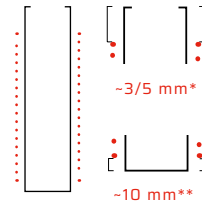
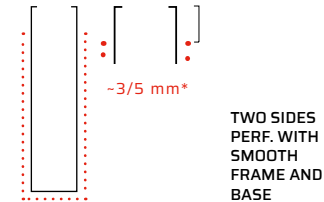
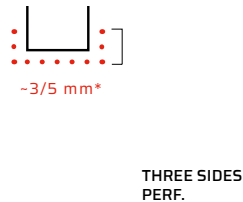
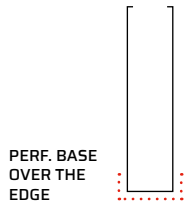

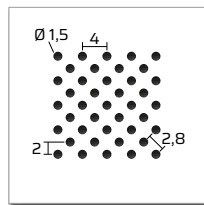


AP 1,5 / 11% P



DIAGONAL

AP 1,5 / 22% D

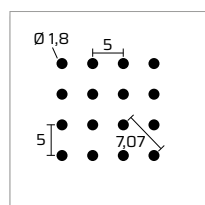


- Perforated area
- * According to holes' interaxe
- ** According to holes' interaxe; for base 30 mm not available

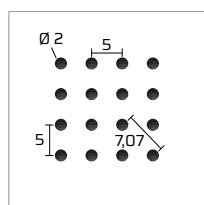
Ø ≥ 1,8 ≤ 2 mm PERFORATIONS

PARALLEL

AP 1,8 / 9,5% P

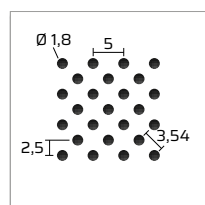


AP 2 / 12,5% P

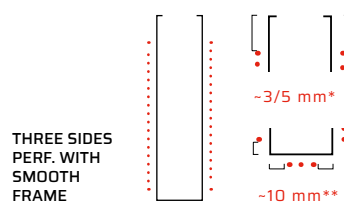
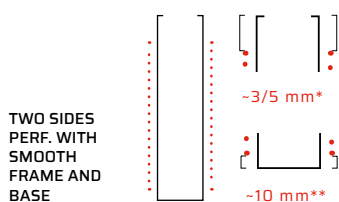
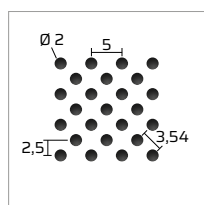


DIAGONAL

AP 1,8 / 19% D



AP 2 / 25% D



MATERIALS Drillable steel-aluminum thickness

PERFORATION	THICKNESS		LN	LF
	0,6	0,7		
AP 0,75/2% P	•	NA	1000	850
AP 1,5/11% P	•	•	1300	1300
AP 1,8/9,5% P	•	•	900	800
AP 2/12,5% P	•	•	1250	1200
AP 1,5/22% D	•	•	1300	1300
AP 1,8/19% D	•	•	900	800
AP 2/25% D	•	•	1250	1200

NA= Not available
LN= Max coil length
LF= Max perforation length
6/10 only for 30 H100 and 50 H100 models.